



\* This logo mark is issued by the IPv6 Ready Logo Program Committee, an IPv6 promotion group established mainly by the IPv6 Forum.

## Save Your Worries with Remote Monitoring by Panasonic Home Network Camera

Do you sometimes worry about things at home while you're at work or on vacation? Panasonic network cameras let you monitor your room over the Internet from wherever you are. They even notify you by e-mail when they detect moving objects. And you can choose the video format to match the Internet connection and your viewing needs. Let Panasonic network cameras keep an eye on things - anytime, anywhere - so you can relax and enjoy yourself.



BL-C230

Monitoring various locations



Entrance



Kid's room



Pet activity

**See There**  
When You Can't Be There

### System Diagram

Panasonic network cameras support UPnP and DDNS, so it's easy to set up the network and access cameras over the Internet with an ID and password.




# Feel Safer with Panasonic



## Connection

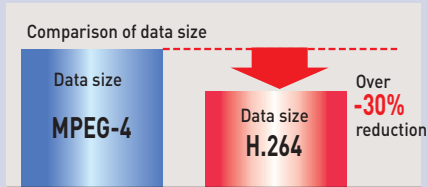
### External Input and Output

Sensors and switches can be connected to the camera through two external Input ports and one Output port.



### Data transmission / H.264 adopted


The adoption of H.264/ACV has enabled reduction of data volume by more than 30% compared to MPEG-4 when transmitting data of the same image quality.



## Capture

### Alerting Yourself when Changes Occur

The camera's built-in microphone collects peripheral noise and when camera detects the noise exceeding the threshold it stores the image captured. This is a newly added function.



## Capture


### Turning privacy mode on

With privacy mode you can shut the camera lens and protect yourself from unwanted exposure. Operation is simple - you only need to push the privacy button.



### Colour Night View Mode\*1

When the subject darkens, the camera automatically adjusts the brightness to show you the image. You can see clear, easy-to-view images even in the dark.

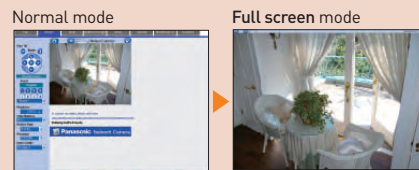


\*1 The image tends to blur more than that in standard mode when viewing a moving subject in low light. When viewing a dark subject in Colour night view mode, spots of white or Coloured light may appear in the image. Some subjects may require additional time for focusing with the auto focus function.

## View

### Full Screen Display

The monitoring image is easier to see because it fills the entire screen.



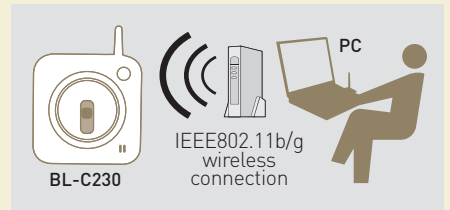
## Others

### Wireless communication

Install the camera anywhere\*1 with no transmission cables to connect, and enjoy high-speed communications at 2.4 GHz, 54 Mbps\*2 (IEEE 802.11g) or 2.4 GHz, 11 Mbps\*2 (IEEE 802.11b).


\*1 Cannot be used in bathrooms or outdoors.

\*2 The indicated speed is the maximum theoretical value of the wireless LAN specification, and does not denote the actual data transfer speed achieved by the cameras.




## Part Names

### BL-C230 Front View



### Rear View



## Specifications [BL-C230]

Network camera	Server	General
Viewing Angle	Image compression*1	Operating Temperature
Pan/Tilt Angle	Video resolution	Operating humidity
Sensor Type	Frame rate*2	Dimensions(H x W x D)
Lens focal point	Security	Weight (only the unit)
Aperture [F No.]	Supported protocols	Power Supply
Illuminance	User access limit	Consumption
	Buffered images	
	Image transfer method	
	Image buffer/transfer triggers	

\* When you use more than one[1] PCs to see any moving image by H.264 or MPEG-4, you are requested to buy User License Accessory additionally.

\*1 H.264 and MPEG-4 cannot browse at the same time.

\*2 The frame rate may slow down depending on the network environment, PC performance, image quality, memory recording, when Colour night view mode is activated, etc.

\*3 The camera supports POP Before SMTP Authentication and SMTP Authentication. PLAIN, LOGIN, and CRAM-MD5 SMTP Authentication are supported. SSL supports SMTP over SSL. STARTTLS is not supported.